

Hampton Concrete Products, Inc.

www.hamptonconcrete.com

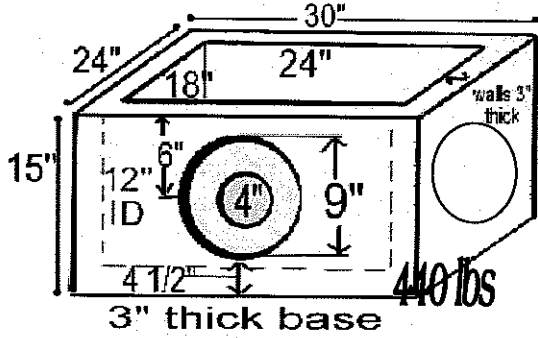
724-443-7205

Small Catch Basins - April 1, 2018

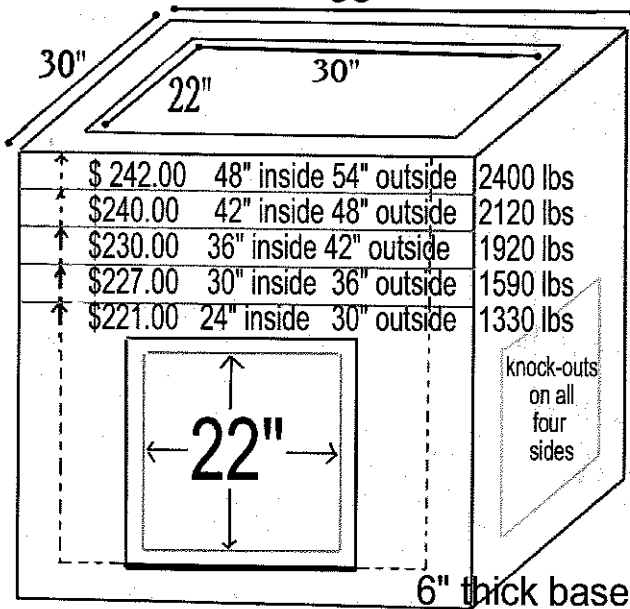
Prices subject to change without notice

PA6939

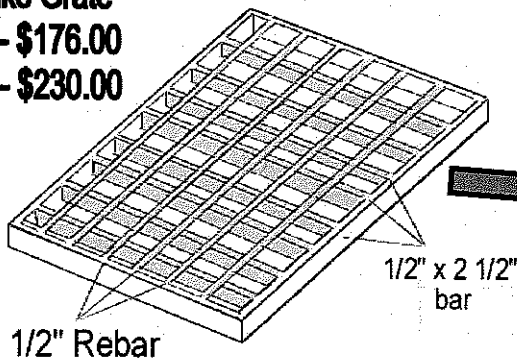
18x24x12 Catch Basin \$132.00



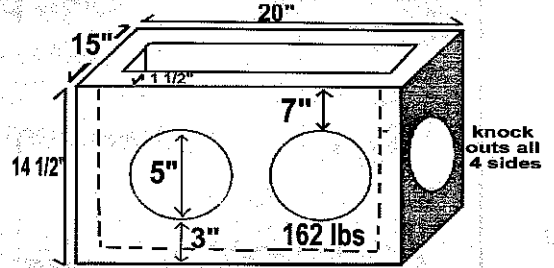
22" x 30" - 5 depths
38"



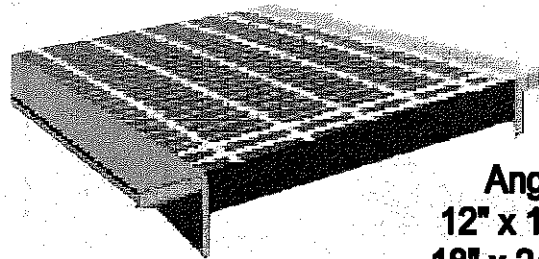
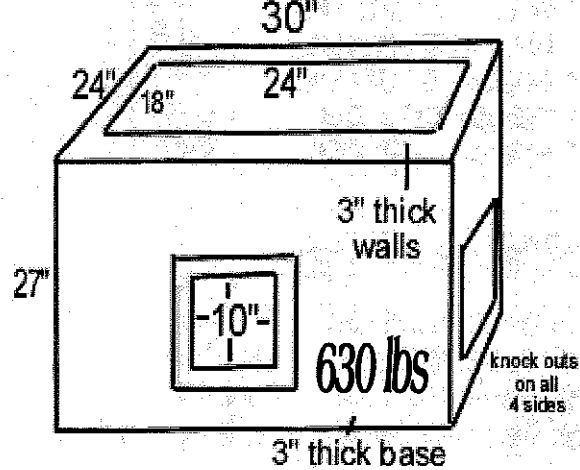
Heavy Bike Grate
18" x 24" - \$176.00
22" x 30" - \$230.00



12x17x12 Catch Basin \$48.00




18x24x24 Catch Basin \$150.00



Angle Grate

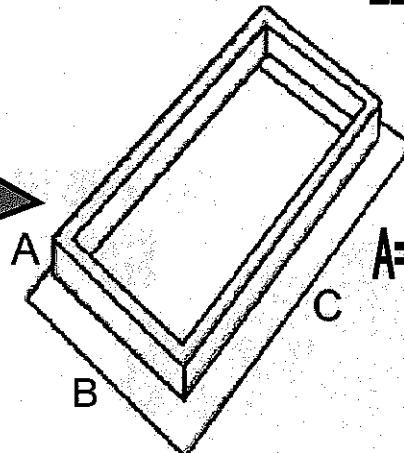
12" x 17" - \$44.00
18" x 24" - \$125.00
22" x 30" - \$179.00



Heavy Angle Grate
18" x 24" - \$179.00
22" x 30" - \$230.00

Heavy Frame

18" x 24" - \$170.00
A=3" B=23 1/2" C=29 1/2"
22" x 30" - \$181.00
A=3" B=29" C=37"





Hampton Concrete Products, Inc.
 1435 Pittsburgh Road
 Valencia PA 16059
 (724) 443-7205
 www.hamptonconcrete.com
 PA6939

2 x 4 CATCH BASINS

Prices for April 1, 2018
 Prices subject to change without notice

2'x4' Catch Basin Risers

24" Riser	\$161.00	approx wt 2000 lbs
18" Riser	\$129.00	1480 lbs
12" Riser	\$108.00	1020 lbs
8" Riser	\$100.00	680 lbs
6" Riser	\$99.00	510 lbs
4" Riser	\$97.00	340 lbs

Dimensions: 3' x 5'

2'x4' Catch Basins no bottom

48" Catch Basin	\$300.00	approx wt 3400 lbs
42" Catch Basin	\$289.00	3000 lbs
36" Catch Basin	\$276.00	2300 lbs
30" Catch Basin	\$234.00	2100 lbs

24" opening

2'x4' Catch Basins with bottom

42" ID 48" OD	\$364.00	approx wt 3800 lbs
36" ID 42" OD	\$351.00	3400 lbs
30" ID 36" OD	\$338.00	2820 lbs
24" ID 30" OD	\$323.00	2300 lbs

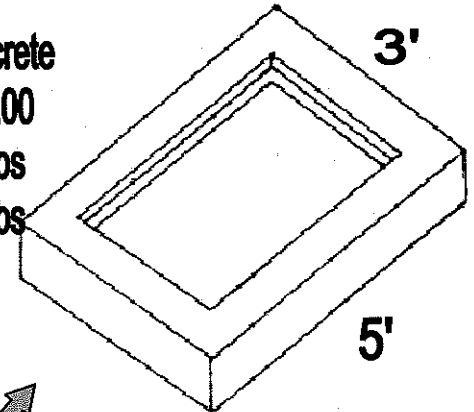
24" opening, 16" depth

3' x 5' Base (or top)
 \$98.00

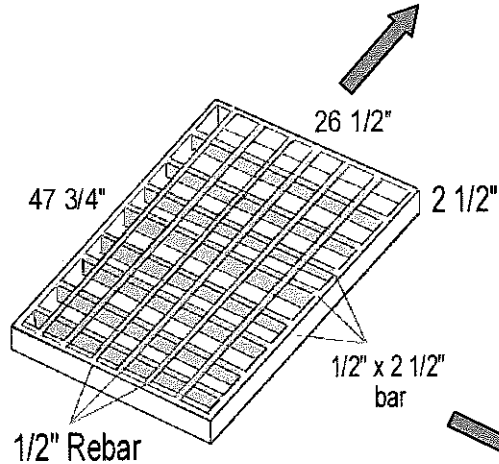
Dimensions: 3' x 5'

2'x4' Angle Grate
 \$258.00

Type M Concrete Ring
 \$127.00
 6" ~ 490 lbs
 8" ~ 650 lbs



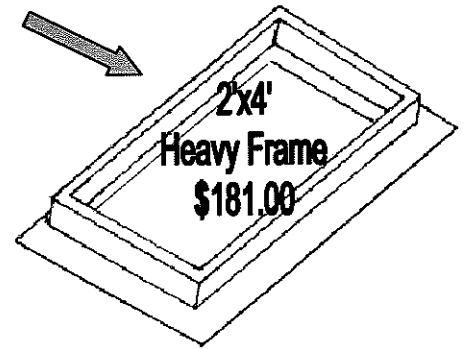
Type C Concrete Ring
 \$300.00



2' x 4' Heavy Bike Grate
 \$271.00

2x4 Basket Grate
 \$331.00

pictures available upon request



End Wall
 \$325.00

